



LBD250-S5-GTL EQUINOX

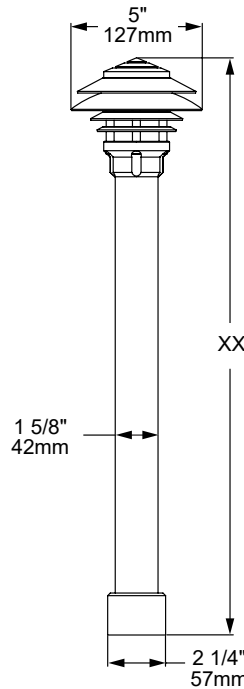
The **LBD250** series of LED Bollards is the latest addition to our growing line of innovative and exquisite area light luminaires. This series is available in seven elegant shade designs with three progressive sizes to complement our new series of LML pendants and LWM wall sconces. Our Thermally Integrated® and Field Serviceable LED module provides superior heat dissipation, longer life, and higher performance. Ideal for illuminating small pathways, small driveways, and intimate outdoor spaces.

Features include:

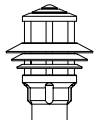
- 10 or 15 Watts
- 2700K (80 & 90 CRI) or 3000K (80 CRI)
- Thermally Integrated® w/ Copper Core Technology®
- 12V Integral Constant Current Driver (AC or DC Input)
- Dimmable to <10% (TRIAC/Forward Phase)
- Compatible w/ 12V AC/DC MLV or ELV Transformers
- Solid Copper and Brass Construction



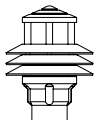
LBD250-S5-GTL-BLP



CORE STYLES



[GL] Graduated Louvers



[SL] Stacked Louvers

The Echo
COLLECTION

The Echo Collection™ from Auroralight are configurable and scale-able, Wall Sconce, Pendant and Bollard luminaires. This all-encompassing line of products was designed to complement one another while also providing the level customization everyone has come to expect from Auroralight.

COPPER CORE TECHNOLOGY®

Copper Core® is a registered trademark of Auroralight. It is synonymous with the mark of quality and integrity. It means that our products are built upon a superior foundation of Solid Copper, ensuring every critical part functions seamlessly together Thermally integrated® one component to the next. Auroralight manufactured without compromise, engineered with passion, in the USA.



12V



SEE NEXT PAGE FOR ORDERING INFORMATION



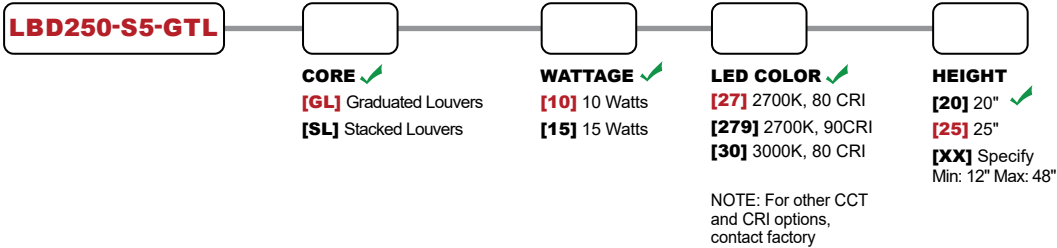


LBD250-S5-GTL EQUINOX

ORDERING GUIDE: **LBD250-S5-GTL** ^{Prefix} L (LED) BD (BOLLARD) 250 (SERIES) S (SPHERICAL) 5 (INCHES) GTL (GLIMMER TOP W/ LOUVER)

INDICATES REQUIRED FIELD INDICATES OPTIONAL FIELD INCLUDED IN BASE PRICE [_] QUICK SPEC (See Below)

QUICK SPEC SKU **LBD250-S5-GTL-GL-10-27-25-GS-NAT**



MOUNT

- NO MOUNT:
[1/2] 1/2" Male Thread
- GROUND:
[GS] Ground Stake ✓
[TR-12] 12" Trident Spike
[JB3-S] 3" Junction Box w/ PVC Stake
[PB-S] Power Box w/ PVC Stake Incl. 60W 120-12V Trans.
[PM-60] Pedestal Mount
[LP] Leveling Pedestal
[SM] Surface Mount

FINISH

- STANDARD:
[NAT] Natural ✓
- PLUS (\$):
[BLP] Bronze Living Patina
[BLP-XD] BLP Extra Dark
- PREMIUM (\$\$\$):
[NI] Nickel PVD
[BG] Black Gloss PVD
[BS] Black Satin PVD
[BZ] Bronze PVD
[BZ-XD] Dark Bronze PVD

MOUNTS

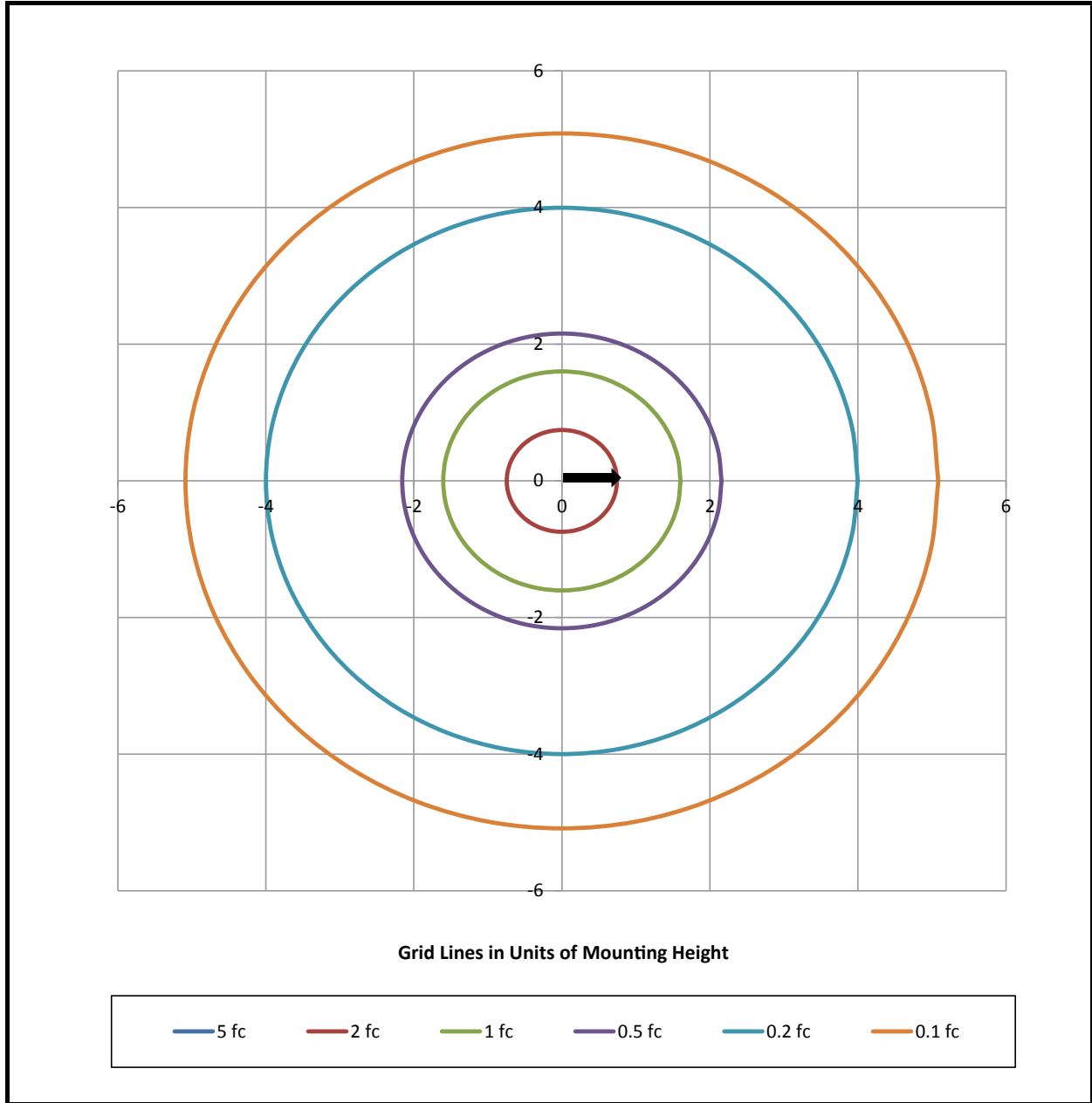


LBD250-S5-GTL EQUINOX

PHOTOMETRIC OVERVIEW

Information based on 12W & 3000K. To download more in-depth IES photometric data, visit auroralight.com/product/lbd250-s5-gtl-equinox/

Mounting Height - 2 Feet



BUG Rating B0 U1 G1