



LBD400-S13 DOMI

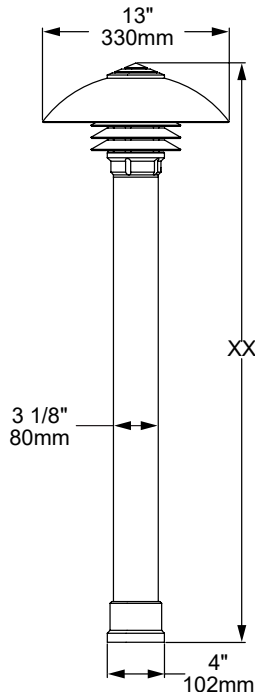


LBD400-S13-BLP

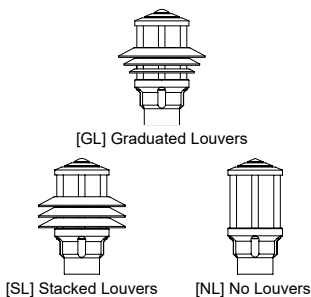
The **LBD400** series of LED Bollards are the latest addition to our growing line of innovative and exquisite area light luminaires. This series is available in seven elegant shade designs with three progressive sizes to complement our new LML pendants and LWM wall sconces. Our Thermally Integrated® and Field Serviceable LED modules provide superior heat dissipation, longer life, and higher performance. Ideal for illuminating grand pathways, estate-sized driveways, and expansive outdoor spaces.

Features include:

- 18 or 22 Watts
- Up to 1500 lumens
- 2700K (80 & 90 CRI) or 3000K (80 CRI)
- Thermally Integrated® w/ Copper Core Technology®
- 0-10V Dimming
- 100-277 VAC
- Solid Copper and Brass Construction



CORE STYLES



The Echo COLLECTION

The Echo Collection™ from Auroralight are configurable and scale-able, Wall Sconce, Pendant and Bollard luminaires. This all-encompassing line of products was designed to complement one another while also providing the level customization everyone has come to expect from Auroralight.

COPPER CORE TECHNOLOGY®

Copper Core® is a registered trademark of Auroralight. It is synonymous with the mark of quality and integrity. It means that our products are built upon a superior foundation of Solid Copper, ensuring every critical part functions seamlessly together. Thermally integrated® one component to the next. Auroralight manufactured without compromise, engineered with passion, in the USA.



100/
277V



THERMALLY
INTEGRATED



SEE NEXT PAGE FOR ORDERING INFORMATION



LBD400-S13 DOMI

ORDERING GUIDE: ^{Prefix} **LBD400-S13** L (LED) BD (BOLLARD) 400 (SERIES) S (SPHERICAL) 13 (INCHES)

☐ INDICATES REQUIRED FIELD ☐ INDICATES OPTIONAL FIELD ☒ INCLUDED IN BASE PRICE [_] QUICK SPEC (See Below)

QUICK SPEC SKU **LBD400-S13-GL-18-27-40-SM-NAT**

LBD400-S13

CORE ☒

[GL] Graduated Louvers
[SL] Stacked Louvers
[NL] No Louvers

WATTAGE ☒

[18] 18 Watts
[22] 22 Watts

LED COLOR ☒

[27] 2700K, 80 CRI
[279] 2700K, 90CRI
[30] 3000K, 80 CRI

HEIGHT

[36] 36" ☒
[40] 40"
[48] 48"

NOTE: For other CCT and CRI options, contact factory

MOUNT

[SM] Surface Mount ☒
[LP] Leveling Pedestal*

*Recommended for concrete installations.

FINISH

STANDARD:
[NAT] Natural ☒
PLUS (\$):
[BLP] Bronze Living Patina
[BLP-XD] BLP Extra Dark
PREMIUM (\$\$\$):
[NI] Nickel PVD
[BG] Black Gloss PVD
[BS] Black Satin PVD
[BZ] Bronze PVD
[BZ-XD] Dark Bronze PVD

MOUNTS



LP

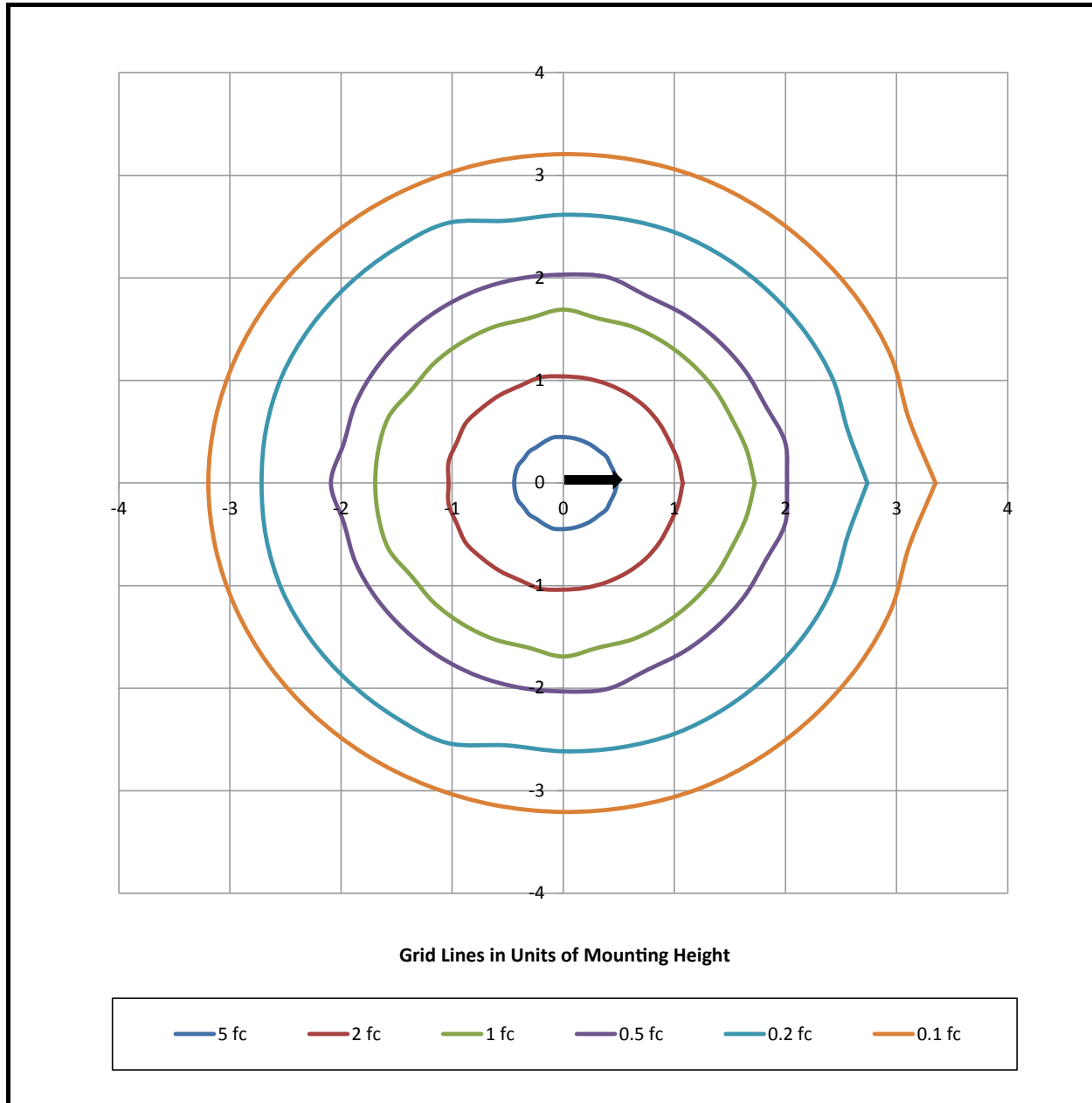
SM

LBD400-S13 DOMI

PHOTOMETRIC OVERVIEW

Information based on 3000K. To download more in-depth IES photometric data, visit auroralight.com/product/lbd400-s13-domi/

Mounting Height - 4 Feet



BUG Rating

B0 U1 G1