

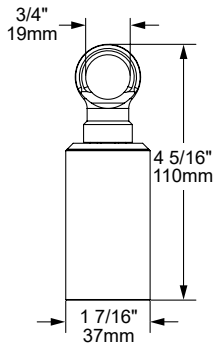
LDL1-HL PIAZZA



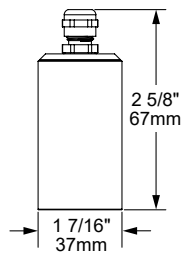
The **LDL1 Piazza** is the smallest in our line of diverse LED pendant luminaires. Ideal when used as a discrete light source in tree canopies. Used in strings for subtle romantic illumination of outdoor dining areas or intimate plazas. Powered by our exclusive Copper Core®, Thermally Integrated® LED light engine and fitted with a precision-machined acrylic optic. Specify as a standard down-light or with acrylic lensing 4" or 7" in length, frosted, or clear with infused bubbles. This petite and versatile luminaire is sure to add an artistic layer to your next project.

Features include:

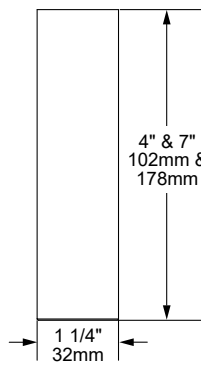
- 3 Watts up to 180 Lumens
- Cree LED™ XLAMP® High Density (XP-L)
- 2700K (80 & 90 CRI), 3000K (80 CRI), 4500K (80 CRI), Blue or Amber
- Thermally Integrated® w/ Copper Core Technology®
- 12V Integral Constant Current Driver (Remote 12V AC/DC Transformer Required)
- Dimmable to <10% (TRIAC/Forward Phase) via compatible transformer
- Compatible w/ 12V AC/DC ELV or MLV Transformers
- Solid Brass Construction
- Also Available with Rigid or Catenary Mount Options (See LDL1-RM and LDL1-ACS)



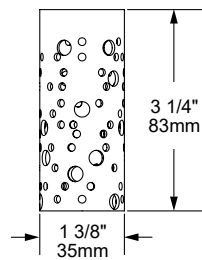
[R] Fixture Attachment



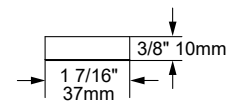
[NR] Fixture Attachment



[AC] Acrylic



[S1] Starlite Shield



[90] 90° Straight Shield

COPPER CORE TECHNOLOGY®

Copper Core® is a registered trademark of Auroralight. It is synonymous with the mark of quality and integrity. It means that our products are built upon a superior foundation of Solid Copper, ensuring every critical part functions seamlessly together Thermally integrated® one component to the next. Auroralight manufactured without compromise, engineered with passion, in the USA.



SEE NEXT PAGE FOR ORDERING INFORMATION



LDL1-HL PIAZZA


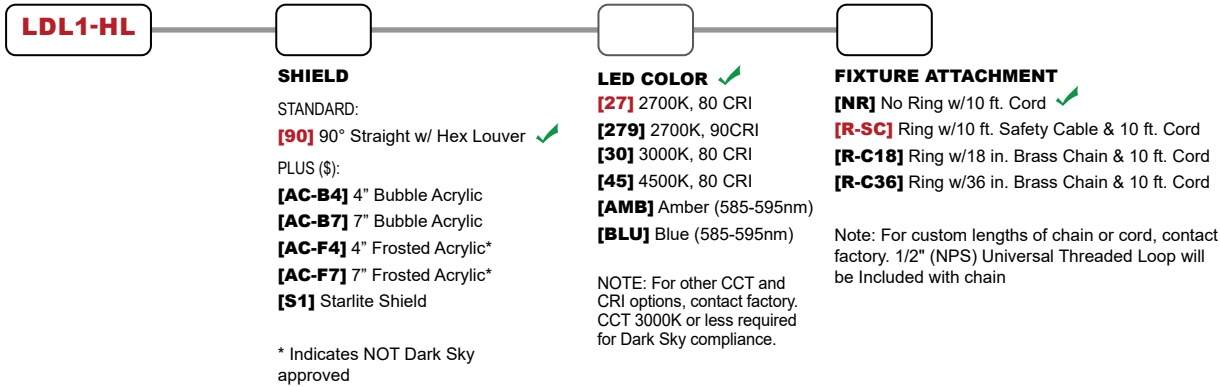


Prefix

ORDERING GUIDE: **LDL1-HL** L (LED) DL (DOWNLIGHT) 1 (SERIES) HL (HANGING LIGHT)

INDICATES REQUIRED FIELD INDICATES OPTIONAL FIELD INCLUDED IN BASE PRICE [_] QUICK SPEC (See Below)

QUICK SPEC SKU **LDL1-HL-90-27-R-SC-SB-NAT**



[X] = Specify Length

FIXTURE ATTACHMENT OPTIONS



MOUNT OPTIONS



LDL1-HL PIAZZA

PHOTOMETRIC OVERVIEW

Information based on 3000K. To download more in-depth IES photometric data, visit <https://auroralight.com/product/ldl1-hl-piazza/>

3000K 90° Shield 76.20 LUMENS • CBCP 50 • BUG B0 U1 G0 AURORALIGHT LDL1-HL-90-30		
4 FT	1.38	7.04
6 FT	0.498	11.7
8 FT	0.254	16.4
10 FT	0.154	21.1
12 FT	0.103	25.8
14 FT	0.0737	30.5
16 FT	0.0554	35.2
Distance From Fixture	Footcandles	Beam Width

3000K 7" Bubble Acrylic Shield 180.9 LUMENS • CBCP 46 • BUG B0 U2 G0 AURORALIGHT LDL1-HL-AC-B7-30		
4 FT	0.703	10.8
6 FT	0.253	18.0
8 FT	0.129	25.1
10 FT	0.0781	32.3
12 FT	0.0523	39.5
14 FT	0.0374	46.7
16 FT	0.0281	53.9
Distance From Fixture	Footcandles	Beam Width

3000K 7" Frosted Acrylic Shield 159.2 LUMENS • CBCP 26 • BUG B0 U2 G0 AURORALIGHT LDL1-HL-AC-F7-30		
4 FT	0.311	14.1
6 FT	0.112	23.5
8 FT	0.0571	32.9
10 FT	0.0346	42.3
12 FT	0.0231	51.8
14 FT	0.0166	61.2
16 FT	0.0124	70.6
Distance From Fixture	Footcandles	Beam Width