



LML350-S7-C ZODIAC

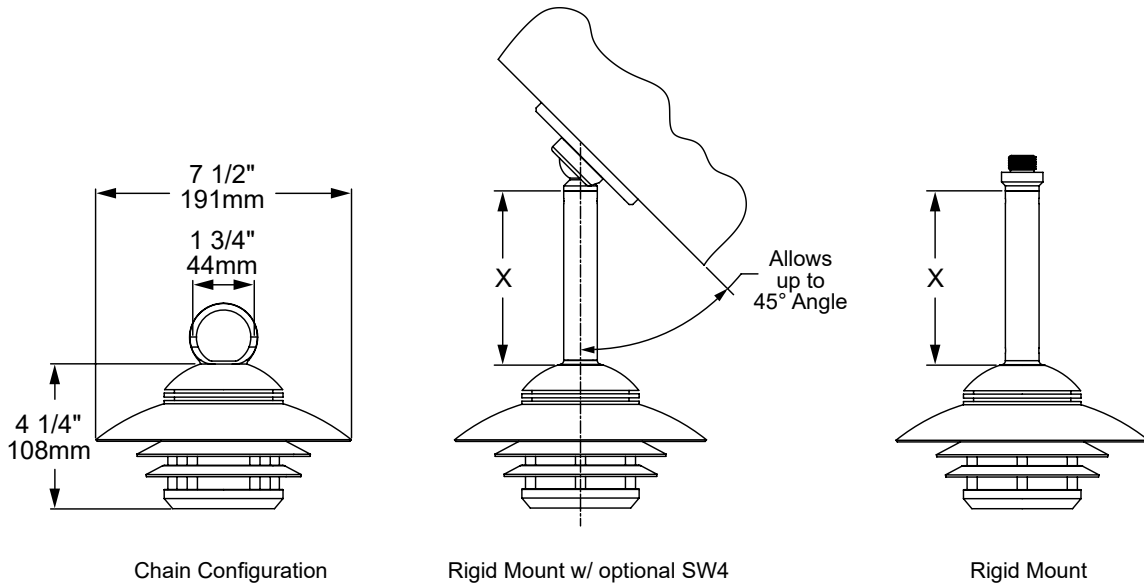
The **LML350** Moonlighter series of LED pendant luminaires is the latest addition to our growing line of innovative and exquisite down lighting. This series is available in four elegant shade designs with three progressive sizes intended to complement our new state-of-the-art LBD Bollard series and LWM series wall sconces. This estate-quality luminaire is ideal for illuminating larger open areas and provides overhead pathway lighting.



LML350-S7-C-BLP

Features include:

- 16 Watts up to 501 Lumens
- Cree LED™ XLAMP® Extreme High Power (XHP)
- 2700K (80 CRI) or 3000K (80 CRI)
- Thermally Integrated® and Field Serviceable LED Module
- 12V Integral Driver, Dimmable to <10% typ.
- Compatible w/ 12V AC/DC ELV or MLV Transformers
- Solid Copper and Brass Construction



Chain Configuration

Rigid Mount w/ optional SW4

Rigid Mount

The Echo COLLECTION

The Echo Collection™ from Auroralight are configurable and scale-able, Wall Sconce, Pendant and Bollard luminaires. This all-encompassing line of products was designed to complement one another while also providing the level customization everyone has come to expect from Auroralight.

COPPER CORE TECHNOLOGY®

Copper Core® is a registered trademark of Auroralight. It is synonymous with the mark of quality and integrity. It means that our products are built upon a superior foundation of Solid Copper, ensuring every critical part functions seamlessly together Thermally integrated® one component to the next. Auroralight manufactured without compromise, engineered with passion, in the USA.

-
-
-
-
-
-

SEE NEXT PAGE FOR ORDERING INFORMATION



LML350-S7-C ZODIAC



Prefix

ORDERING GUIDE: **LML350-S7-C** L (LED) ML (MOONLIGHTER) 350 (SERIES) S (SPHERICAL) 7 (INCHES) C (COMPACT)

INDICATES REQUIRED FIELD INDICATES OPTIONAL FIELD INCLUDED IN BASE PRICE [_] QUICK SPEC (See Below)

QUICK SPEC SKU **LML350-S7-C-27-C18-SB-NAT**

LML350-S7-C				
<p>LED COLOR <input checked="" type="checkbox"/></p> <p>[27] 2700K, 80 CRI [30] 3000K, 80 CRI</p> <p>NOTE: For other CCT and CRI options, contact factory</p>	<p>MOUNT</p> <p>[C18] 18" Solid Brass Chain <input checked="" type="checkbox"/> [C36] 36" Solid Brass Chain [RM-X] Rigid Mount (Specify 4, 6, 8 or 10")</p> <p>[X] = Specify Length</p> <p>Note: For custom lengths of chain or cord, contact factory. 1/2" (NPS) Universal Threaded Loop will be included with chain</p>	<p>CANOPY OPTIONS</p> <p>NO CANOPY: [NC] No Canopy <input checked="" type="checkbox"/></p> <p>CANOPY: [CP4] 4" Cover Plate [CP45] 4 1/2" Cover Plate [PC60] 4 1/2" Power Canopy (Inc. 60W 120-12V trans.)</p> <p>SWIVEL CANOPY (RM ONLY): [SW4] 4" Swivel Cover Plate [PC60-SW4] Power Canopy w/ Swivel (Inc. 60W 120-12V trans.)</p>	<p>FINISH</p> <p>STANDARD: [NAT] Natural <input checked="" type="checkbox"/></p> <p>PLUS (\$): [BLP] Bronze Living Patina [BLP-XD] BLP Extra Dark</p> <p>PREMIUM (\$\$\$): [NI] Nickel PVD [BG] Black Gloss PVD [BS] Black Satin PVD [BZ] Bronze PVD [BZ-XD] Dark Bronze PVD</p>	
<p>Add -C (for Copper) or -B (for Brass) to canopy part numbers above for Escutcheon Material.</p>				

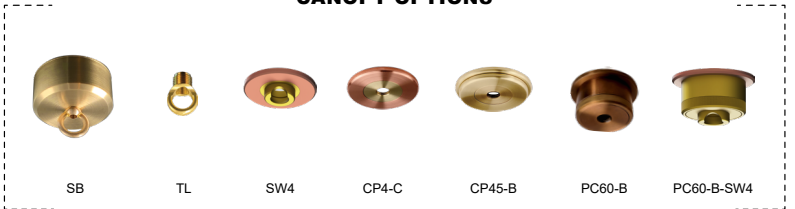
MOUNTS



C18 or C36 (shown w/ SB)

RM

CANOPY OPTIONS



SB

TL

SW4

CP4-C

CP45-B

PC60-B

PC60-B-SW4

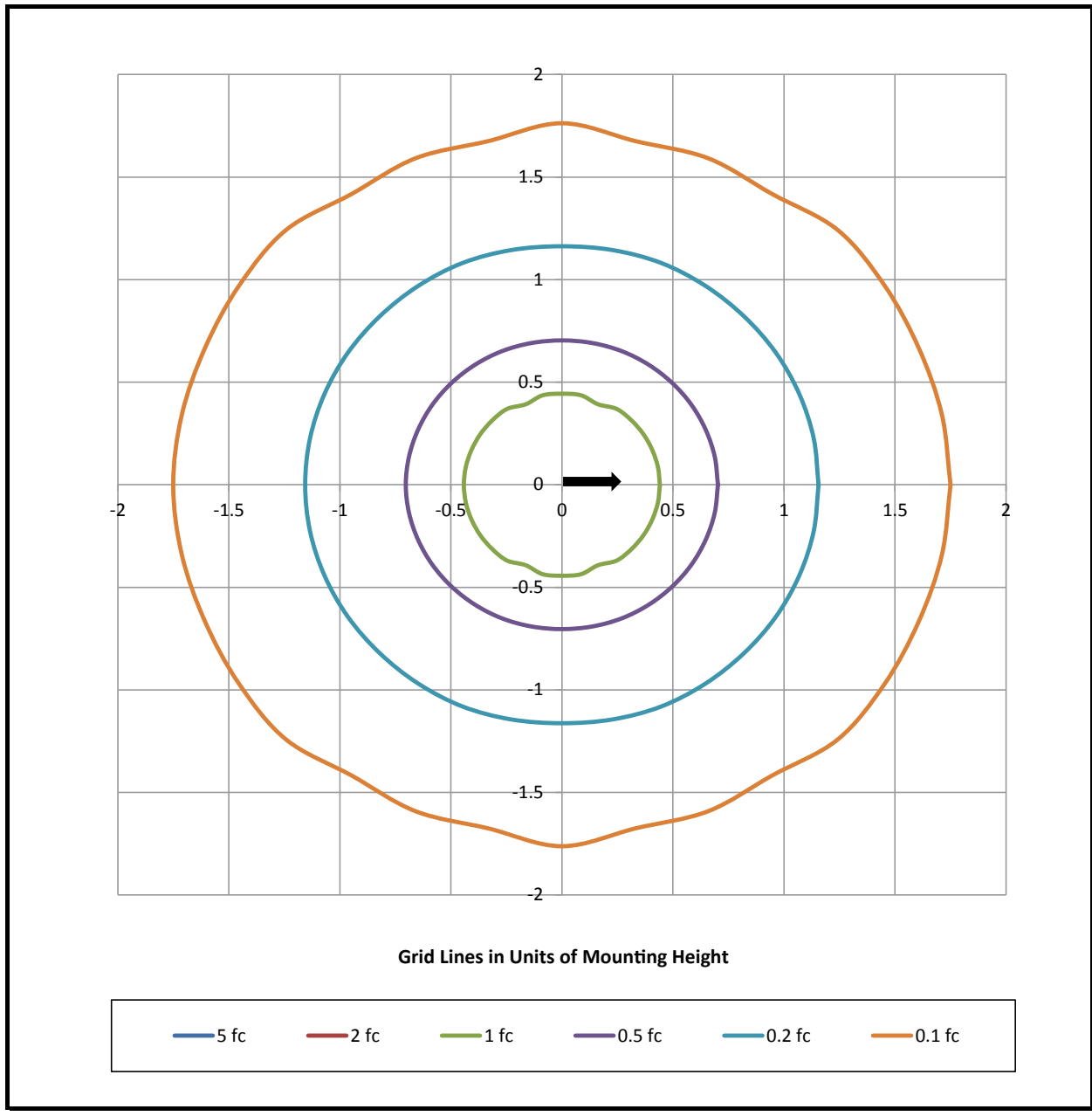


LML350-S7-C ZODIAC

PHOTOMETRIC OVERVIEW

To download more in-depth IES photometric data, visit auroralight.com/product/lml350-s7-c-zodiac/

Mounting Height - 10 Feet



BUG Rating B0 U2 G0