



## LPL2 SCEPTER

The ultra-compact size of the **LPL2 Scepter** allows for it to be installed discretely into planters and is ideal for illuminating pathways and intimate garden areas. With a modern yet timeless design, precision manufacturing, and the highest quality materials, the LPL2 luminaire is the perfect choice for any landscaping project. Every LPL2 path light includes a Thermally Integrated® Field Serviceable LED Module. Utilizing our Copper Core Technology®, the LPL2 module is precisely engineered to transfer heat away from the LED driver/circuit and dissipate throughout the luminaire, ensuring optimal performance, color consistency, and long life!

### Features include:

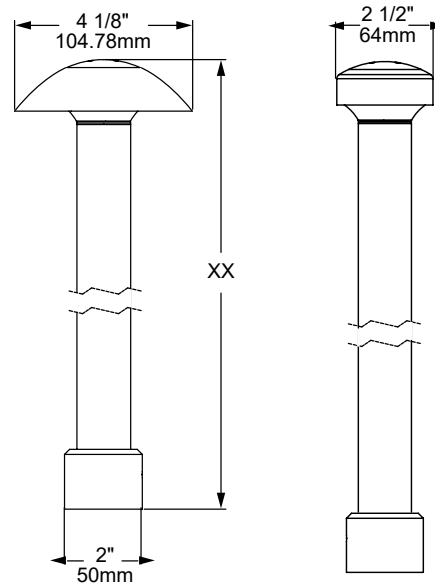
- 5 Watt LED up to 186 Lumens
- 2700K (80 & 90 CRI) or 3000K (80 CRI)
- Thermally Integrated® and Field Serviceable LED Module
- 12V Integral Driver, Dimmable to <10% typ.
- Compatible w/ 12V AC/DC ELV or MLV Transformers
- Solid Copper and Brass Construction
- Field Replaceable, UV & Shock Resistant Acrylic Lens



LPL2-S4-BLP



LPL2-NS-NI



[S4] 4" Spherical Shade

[NS] No Shade

**COPPER  
CORE  
TECHNOLOGY®**

Copper Core® is a registered trademark of Auroralight. It is synonymous with the mark of quality and integrity. It means that our products are built upon a superior foundation of Solid Copper, ensuring every critical part functions seamlessly together Thermally integrated® one component to the next. Auroralight manufactured without compromise, engineered with passion, in the USA.



12V



**SEE NEXT PAGE FOR ORDERING INFORMATION**

## LPL2 SCEPTER




**ORDERING GUIDE:** <sup>Prefix</sup> **LPL2** L (LED) PL (PATH LIGHT) 2 (SERIES)

□ INDICATES REQUIRED FIELD    □ INDICATES OPTIONAL FIELD    ✓ INCLUDED IN BASE PRICE    [ \_ ] QUICK SPEC (See Below)

**QUICK SPEC SKU**    **LPL2-27-S4-18-2GS-NAT**

LPL2					
<b>LED COLOR</b> ✓ <b>[27]</b> 2700K, 80CRI <b>[279]</b> 2700K, 90CRI <b>[30]</b> 3000K, 80CRI  NOTE: For other CCT and CRI options, contact factory	<b>SHADE STYLE</b> <b>[NS]</b> No Shade ✓ <b>[S4]</b> Spherical 4" Shade	<b>HEIGHT</b> <b>[14]</b> 14" ✓ <b>[16]</b> 16" <b>[18]</b> 18" <b>[20]</b> 20" <b>[XX]</b> Specify	<b>MOUNT</b>  NO MOUNT: <b>[1/2]</b> 1/2" Male Thread  GROUND: <b>[2GS]</b> Ground Stake w 2" Cap ✓ <b>[3GS]</b> Ground Stake w 3" Cap <b>[325GS]</b> Ground Stake w 3 1/4" Cap <b>[DS]</b> Deluxe Spike 9" <b>[TR-12]</b> Trident Spike <b>[JB3-S]</b> 3" J-Box w/ Stake <b>[PB-S]</b> Power Box w/ Stake (Inc. 60W 120-12V trans.) <b>[PM-60]</b> 4" Pedestal Mount  SURFACE: <b>[SM2]</b> 2 1/4" Surface Mount <b>[SM3]</b> 3 1/4" Surface Mount	<b>FINISH</b>  STANDARD: <b>[NAT]</b> Natural ✓  PLUS (\$): <b>[BLP]</b> Bronze Living Patina <b>[BLP-XD]</b> BLP Extra Dark  PREMIUM (\$\$\$): <b>[NI]</b> Nickel PVD <b>[BG]</b> Black Gloss PVD <b>[BS]</b> Black Satin PVD <b>[BZ]</b> Bronze PVD <b>[BZ-XD]</b> Dark Bronze PVD	

### MOUNTS

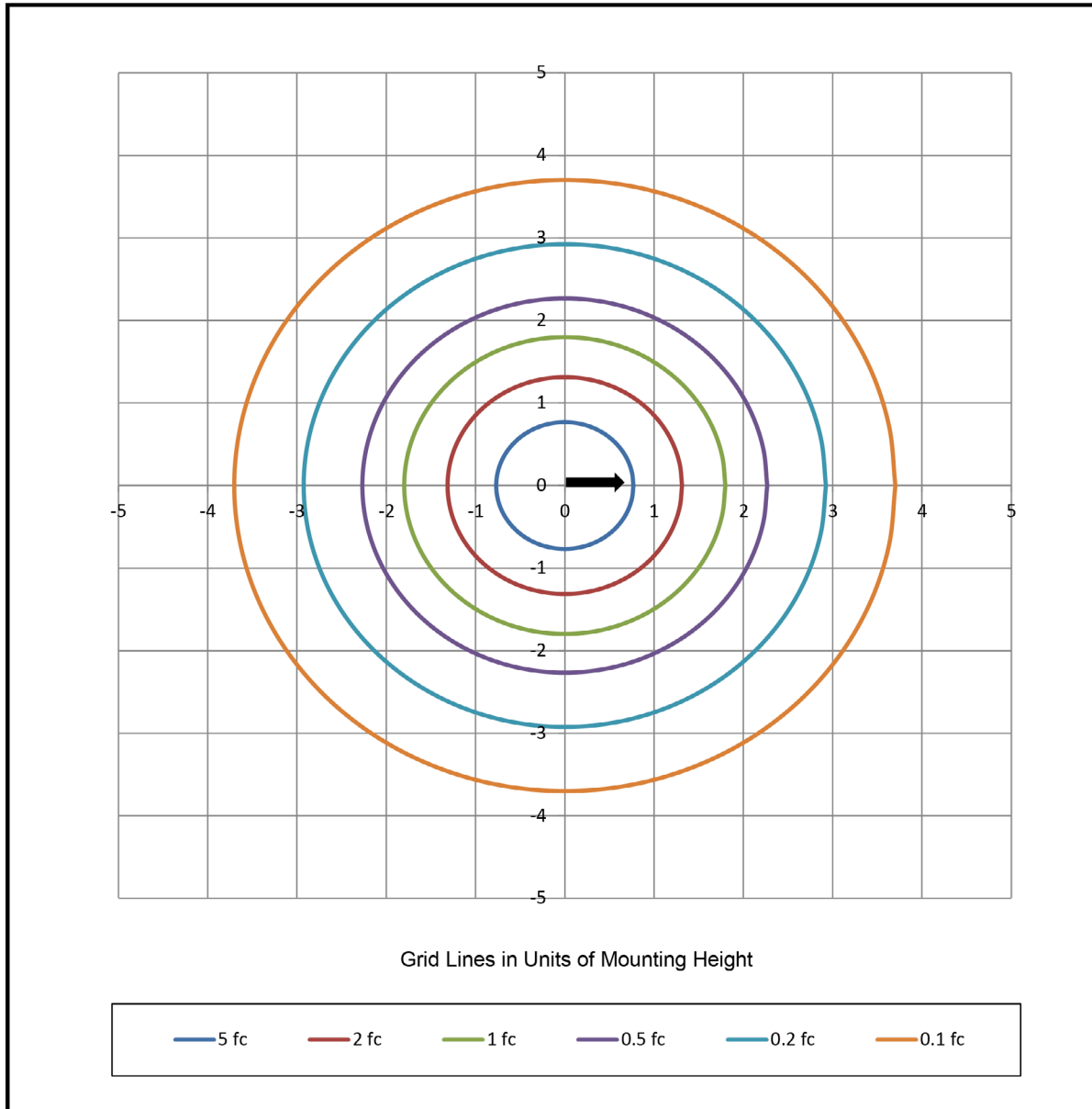


# LPL2 SCEPTER

## PHOTOMETRIC OVERVIEW

To download more in-depth IES photometric data, visit [auroralight.com/product/lpl2-scepter/](https://auroralight.com/product/lpl2-scepter/)

Mounting Height - 2 Feet



BUG Rating

B0 U1 G0