

The **LSW1 Luminess** is a simple yet effective solution for glare-free pathway or step illumination for interior or wet location use. The unique design features a robust bronze housing, die-cast, then precision machined on our ultra-modern CNC equipment. When fitted with our Copper Core light engine, the result is a fully integrated led luminaire that is also field serviceable. The one-piece concept creates an ideal heat sink for the high-performance Cree LED™; this allows exceptional performance and superior longevity. The Luminess is engineered to work together with our innovative stainless steel backbox. The box features deep knockouts for masonry use and a mechanized interior that allows vertical alignment for perfect installation. The Luminess is also compatible with most 1g "off the shelf" boxes for maximum economy.

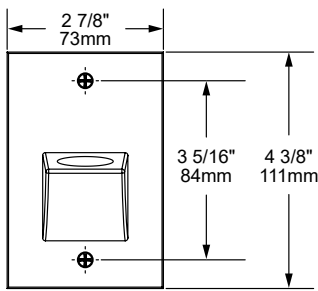
Features include:

- 3 Watts up to 30 Lumens
- Cree LED™ XP® High Power
- Precision Machined Acrylic Optic
- 2700K (80 & 90 CRI) or 3000K (80 CRI), 4500K (80 CRI), or Amber 585-595nm
- Thermally Integrated® w/ Copper Core Technology®
- 12V Integral Constant Current Driver (Remote 12V AC/DC Transformer Required)
- Dimmable to <10% (TRIAC/Forward Phase) via Compatible Transformer
- Compatible w/ 12V AC/DC MLV or ELV Transformers
- Solid Brass Construction With Stainless Steel Back Box (Optional)

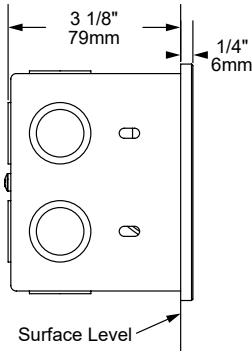


LSW1-BLP
Shown w/ Optional [SAB]

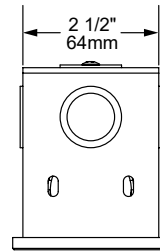
LSW1-BLP-XD
Shown w/ Optional [SAB]



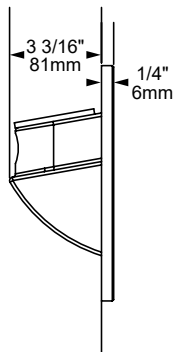
Front View



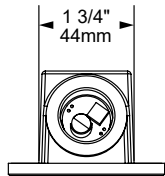
Side View



Top View



Side View
(No Box)



Top View
(No Box)

COPPER CORE TECHNOLOGY®

Copper Core® is a registered trademark of Auroralight. It is synonymous with the mark of quality and integrity. It means that our products are built upon a superior foundation of Solid Copper, ensuring every critical part functions seamlessly together. Thermally integrated® one component to the next. Auroralight manufactured without compromise, engineered with passion, in the USA.



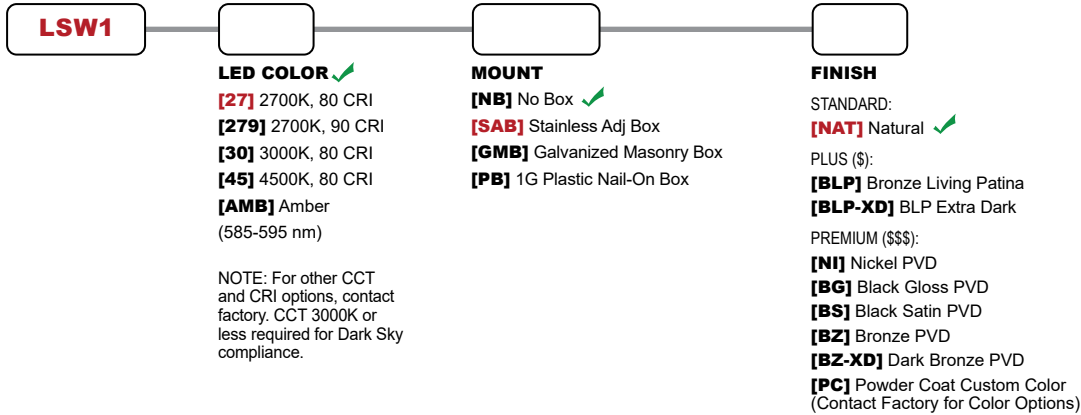
SEE NEXT PAGE FOR ORDERING INFORMATION



ORDERING GUIDE: ^{Prefix} **LSW1** L (LED) SW (STEP/WALL LIGHT) 1 (SERIES)

□ INDICATES REQUIRED FIELD □ □ □ INDICATES OPTIONAL FIELD ✓ INCLUDED IN BASE PRICE [_] QUICK SPEC (See Below)

QUICK SPEC SKU **LSW1-27-SAB-NAT**

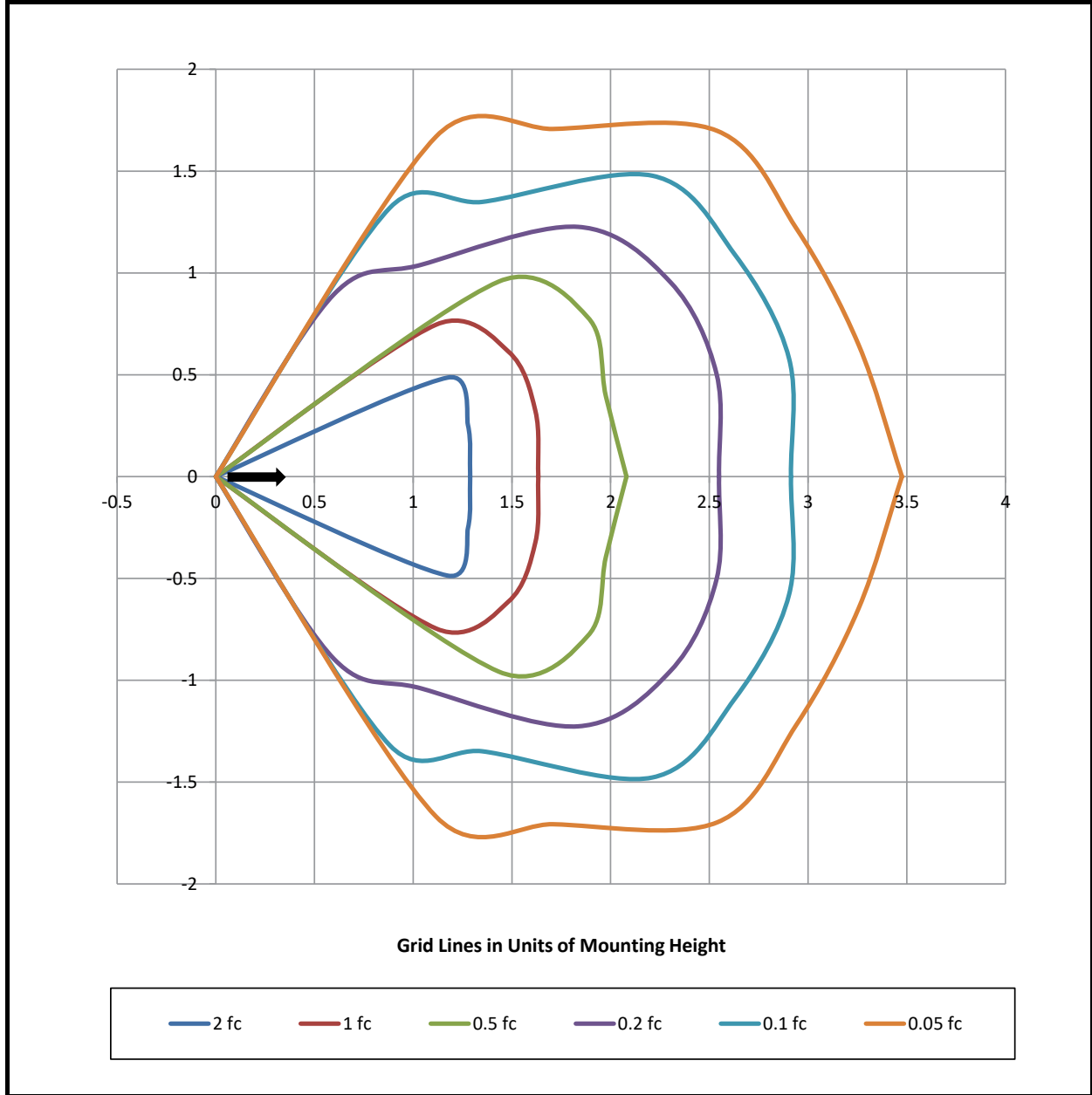


LSW1 LUMINESS

PHOTOMETRIC OVERVIEW

Information based on 3 Watts 3000K. To download more in-depth IES photometric data, visit auroralight.com/product/lsw1-luminess/

Mounting Height - 2 Feet



BUG Rating B0 U1 G0