

LWM350-S7-GTL EQUINOX

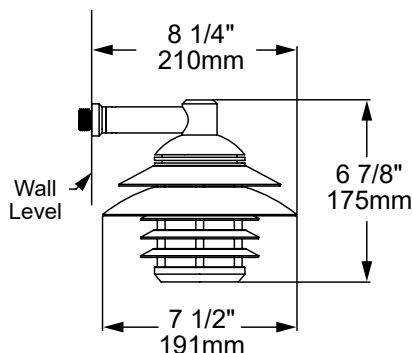
The **LWM350** series of LED Wall Sconces are the latest addition to our line of innovative and exquisite wall mount luminaires. This series is available in four elegant shade designs and two progressive sizes. Its timeless design enhances architecture and garden elements such as pergolas or gazebos. The LWM provides design continuity when used in conjunction with our LBD Bollard and LML Pendant series luminaires, whose quality of materials and craftsmanship are exclusive to Auroralight.

Features include:

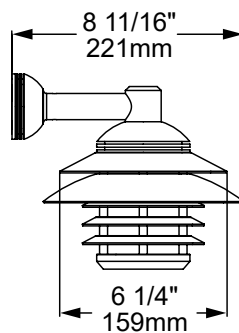
- 16 Watts up to 430 Lumens
- Cree LED™ XLAMP® Extreme High Power (XHP)
- 2700K or 3000K (80 CRI)
- Thermally Integrated® w/ Copper Core Technology®
- 12V Integral Constant Current Driver (Remote 12V AC/DC Transformer Required)
- Dimmable to <10% (TRIAC/Forward Phase) via Compatible Transformer
- Compatible w/ 12V AC/DC MLV or ELV Transformers
- Solid Copper and Brass Construction



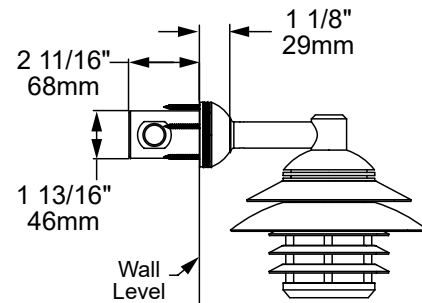
LWM350-S7-GTL-BLP



Standard Configuration



With optional MWM



With optional MJB

The Echo COLLECTION

The Echo Collection™ from Auroralight are configurable and scale-able, Wall Sconce, Pendant and Bollard luminaires. This all-encompassing line of products was designed to complement one another while also providing the level customization everyone has come to expect from Auroralight.

COPPER CORE TECHNOLOGY®


Copper Core® is a registered trademark of Auroralight. It is synonymous with the mark of quality and integrity. It means that our products are built upon a superior foundation of Solid Copper, ensuring every critical part functions seamlessly together. Thermally integrated® one component to the next. Auroralight manufactured without compromise, engineered with passion, in the USA.



12V



SEE NEXT PAGE FOR ORDERING INFORMATION



LWM350-S7-GTL EQUINOX

ORDERING GUIDE: ^{Prefix} **LWM350-S7-GTL** L (LED) WM (WALL MOUNT) 350 (SERIES) S (SPHERICAL) 7 (INCHES) C (COMPACT) GTL (GLIMMER TOP W/ LOUVER)

☐ INDICATES REQUIRED FIELD ☐ INDICATES OPTIONAL FIELD ☒ INCLUDED IN BASE PRICE **[_]** QUICK SPEC (See Below)

QUICK SPEC SKU **LWM350-S7-GTL-27-1/2-NAT**

LWM350-S7-GTL

LED COLOR ☒

[27] 2700K, 80 CRI
[30] 3000K, 80 CRI

NOTE: For other CCT and CRI options, contact factory

MOUNT

[1/2] 1/2" Threaded Adapter ☒
[MWM] Micro Wall Mount
[MJB] Micro Wall Mount w/ Micro J-Box Provides 3 ports for multi-conduit entries
[CP4-BR] 4" Cover Plate
[CP45-BR] 4 1/2" Cover Plate
[MC45] 4 1/2" Mount Canopy
[PC-60-1] Power Canopy (Inc. 60W 120-12V trans.)
[SMJB] 3 1/2" Surface Mount J-Box

FINISH

STANDARD:
[NAT] Natural ☒
PLUS (\$):
[BLP] Bronze Living Patina
[BLP-XD] BLP Extra Dark
PREMIUM (\$\$\$):
[NI] Nickel PVD
[BG] Black Gloss PVD
[BS] Black Satin PVD
[BZ] Bronze PVD
[BZ-XD] Dark Bronze PVD

MOUNTS



MWM



MJB



CP4



CP45



MC45



PC60



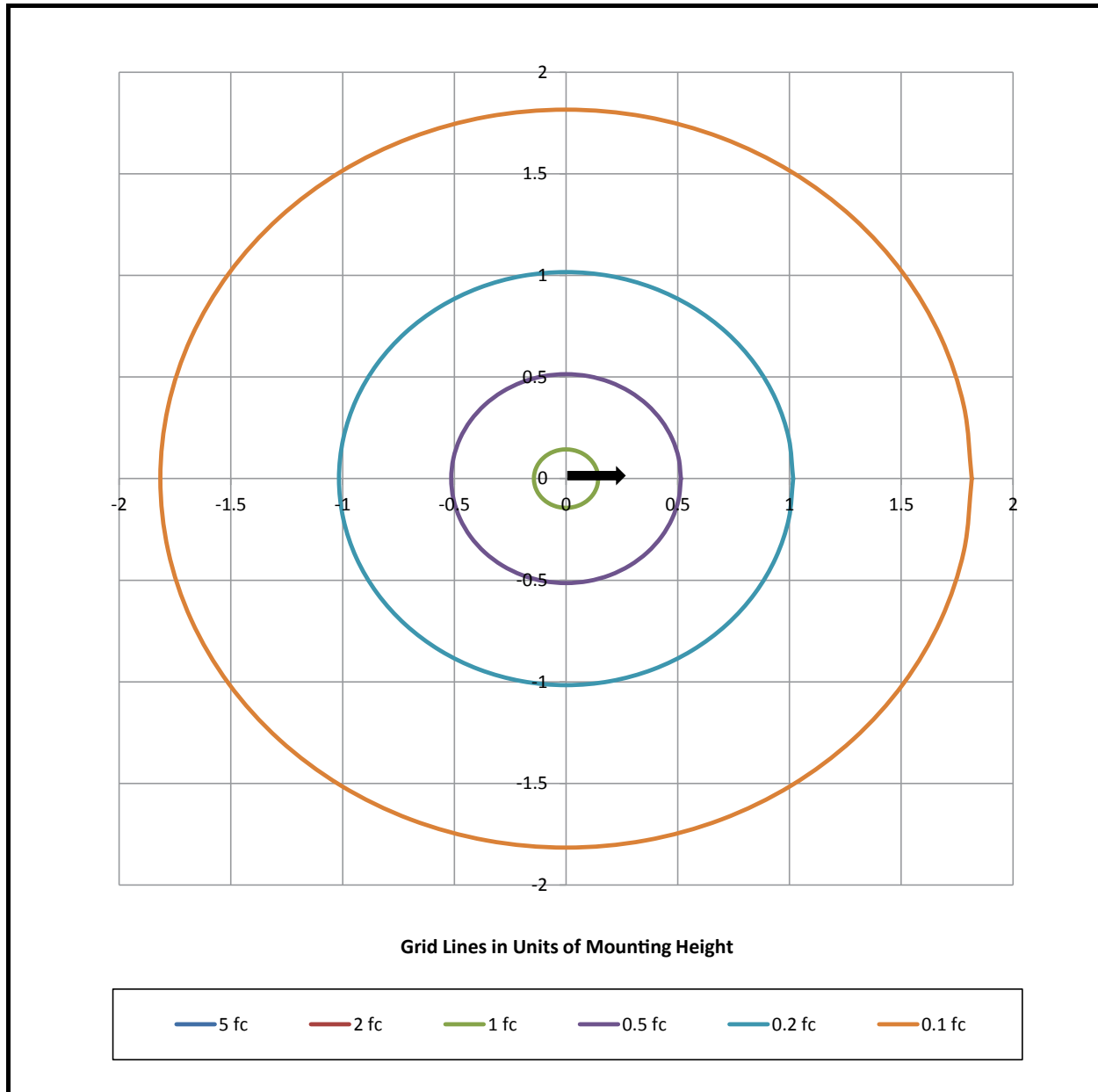
SMJB

LWM350-S7-GTL EQUINOX

PHOTOMETRIC OVERVIEW

Information based on 3000K. To download more in-depth IES photometric data, visit auroralight.com/product/lwm350-s7-gtl-equinox/

Mounting Height - 10 Feet



BUG Rating

B0 U2 G1