



*Signature Series*  
Classic Auroralight

## HDL11-RM TAOS

The compact **HDL11-HL Taos** pendant light is engineered around Auroralight's interchangeable LED module to deliver brilliant LED performance in a small package. Ideal for illuminating patios, al fresco dining areas, and outdoor countertops. When hung from tree canopies or overhead structures, the effect is majestic.

### Features include:

- Interchangeable LED Module in 2, 4 or 6 Watts up to 345 Lumens
- Cree LED™ XLAMP® High Density (XHP)
- Interchangeable UV & Shock Resistant Silicone Optic from 15° to 60°
- 2700K (80 & 90 CRI), 3000K (80 CRI), or 4500K (80 CRI)
- Thermally Integrated® and Field Serviceable LED Module
- 12V Integral Driver, Dimmable to <10% typ.
- Compatible w/ 12V AC/DC ELV or MLV Transformers
- Also Available with Hanging and Catenary Mount Options (See HDL11-RM and HDL11-ACS)



HDL11-RM-NG-P1-BLP



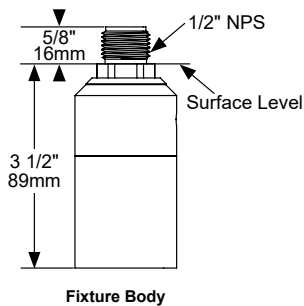
HDL11-RM-G-C4-BLP



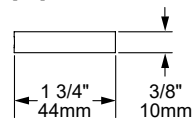
HDL11-RM-NG-90-BLP



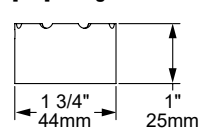
HDL11-RM-NG-S1-NI



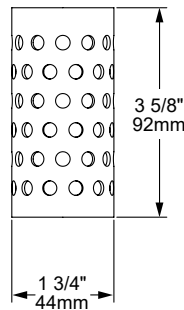
[NS] No Shield



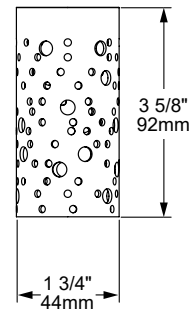
[90°] Straight Shield




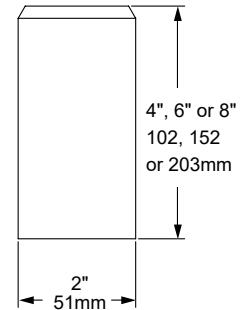
[P1] Perforated Shield



[S1] Starlite Shield



[AC-X] Acrylic



12V



**SEE NEXT PAGE FOR ORDERING INFORMATION**


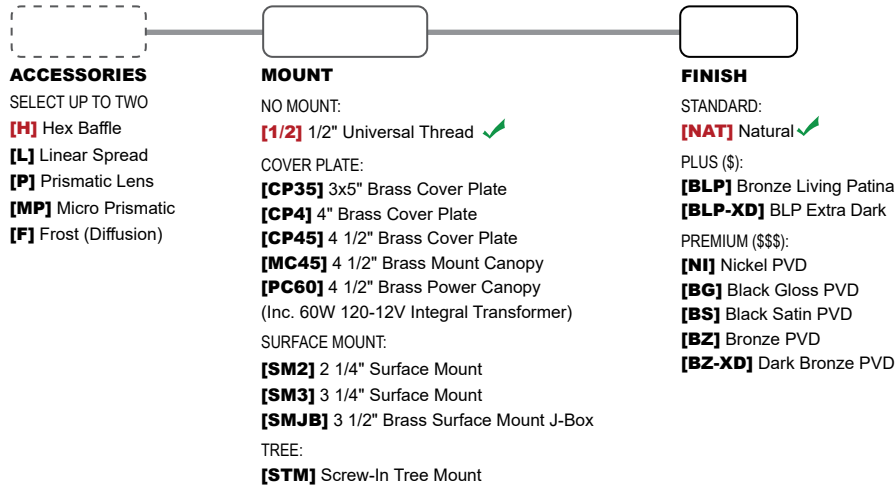
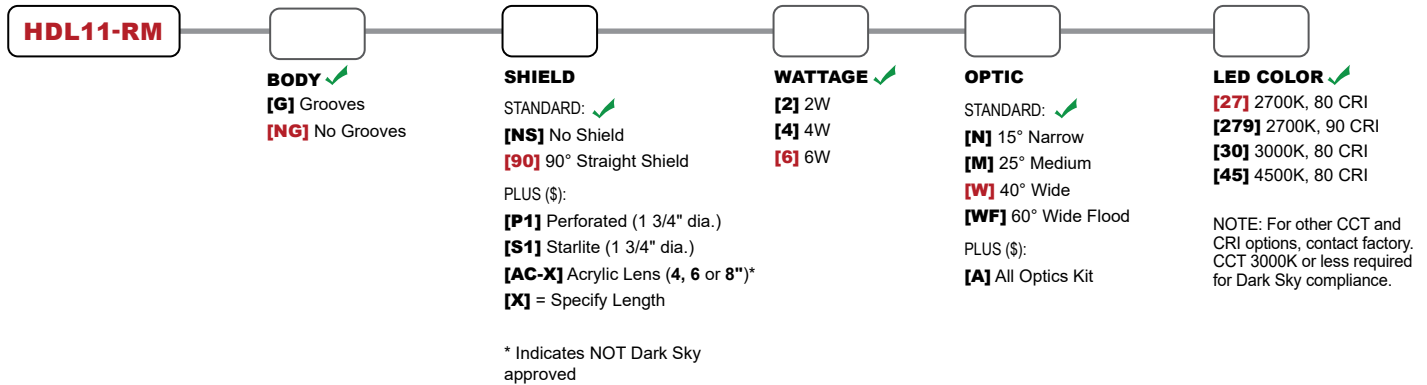
## HDL11-RM TAOS



Prefix

**ORDERING GUIDE:** **HDL11-RM** H (HIGH PERFORMANCE) DL (DOWN LIGHT) 11 (SERIES) RM (RIGID MOUNT)

☐ INDICATES REQUIRED FIELD    ☐ INDICATES OPTIONAL FIELD    ☒ INCLUDED IN BASE PRICE    **[ \_ ]** QUICK SPEC (See Below)

**QUICK SPEC SKU**    **HDL11-RM-NG-90-6-W-27-H-1/2-NAT**


# HDL11-RM TAOS

## PHOTOMETRIC OVERVIEW

To download more in-depth IES photometric data, visit <https://auroralight.com/product/hdl11-rm-taos/>

<b>6W 2700K Acrylic Lense</b> <b>350.5 LUMENS • CBCP 40 • BUG B0 U3 G1</b> <b>AURORALIGHT HDL11-HL-AC-6-M-27</b>		
4 FT	2.33	6.56
6 FT	1.03	9.83
8 FT	0.581	13.1
10 FT	0.372	16.4
12 FT	0.258	19.7
14 FT	0.190	22.9
16 FT	0.145	26.2
Distance From Fixture	Footcandles	Beam Width

<b>6W 2700K Perforated Shield</b> <b>218.7 LUMENS • CBCP 1419 • BUG B0 U1 G0</b> <b>AURORALIGHT HDL11-HL-P1-6-M-27</b>		
4 FT	88.7	1.43
6 FT	39.4	2.15
8 FT	22.2	2.87
10 FT	14.2	3.58
12 FT	9.86	4.30
14 FT	7.24	5.01
16 FT	5.54	5.73
Distance From Fixture	Footcandles	Beam Width

<b>6W 2700K 90° Straight Shield</b> <b>345.0 LUMENS • CBCP 1358 • BUG B1 U1 G0</b> <b>AURORALIGHT HDL11-HL-90-6-M-27</b>		
4 FT	84.9	1.82
6 FT	37.7	2.72
8 FT	21.2	3.63
10 FT	13.6	4.54
12 FT	9.43	5.45
14 FT	6.93	6.35
16 FT	5.30	7.26
Distance From Fixture	Footcandles	Beam Width