


HPL6-DLUX LA JOLLA

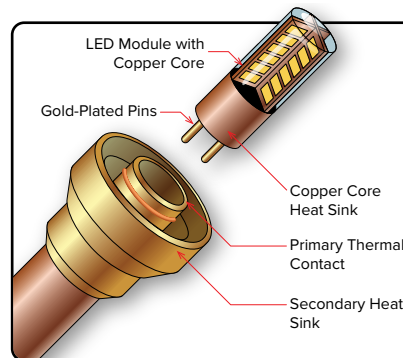
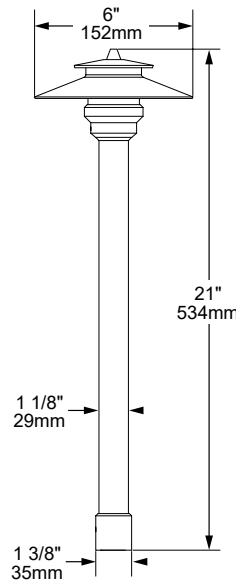


HPL6-DLUX-BLP

The **HPL6-DLUX La Jolla** is a re-make of our always popular PL6, featuring a larger and more robust glass lens and body atop a taller and more robust stem offering increased durability and enhanced light output. The result is a tall, handsome, well-proportioned high-performance luminaire that is robust and durable. With a timeless design, precision manufacturing, and the highest quality materials, our HPL luminaires are a clear choice. Ideal for illuminating driveways, pathways, and intimate patio or garden areas. With HPL series path lights, you have a selection of 6 Thermally Integrated® Field Serviceable LED Modules. Using Copper Core Technology®, HPL modules transfer heat away from the LED and dissipate it throughout the luminaire; this ensures optimal performance, color consistency, and long life!

Features include:

- Interchangeable LED Module in 2.5, 3.5 or 5 Watts
- 2700K (80 CRI) or 3000K (80 CRI)
- Thermally Integrated® w/ Copper Core Technology®
- 12V Integral Constant Current Driver (Remote 12V AC/DC Transformer Required)
- Dimmable to <10% (TRIAC/Forward Phase) via Compatible Transformer
- Compatible w/ 12V AC/DC MLV or ELV Transformers
- Solid Copper and Brass Construction
- Contact Factory for Custom Height



COPPER CORE TECHNOLOGY®

Copper Core® is a registered trademark of Auroralight. It is synonymous with the mark of quality and integrity. It means that our products are built upon a superior foundation of Solid Copper, ensuring every critical part functions seamlessly together. Thermally integrated® one component to the next. Auroralight manufactured without compromise, engineered with passion, in the USA.

-
-
-
-
-

SEE NEXT PAGE FOR ORDERING INFORMATION

HPL6-DLUX LA JOLLA

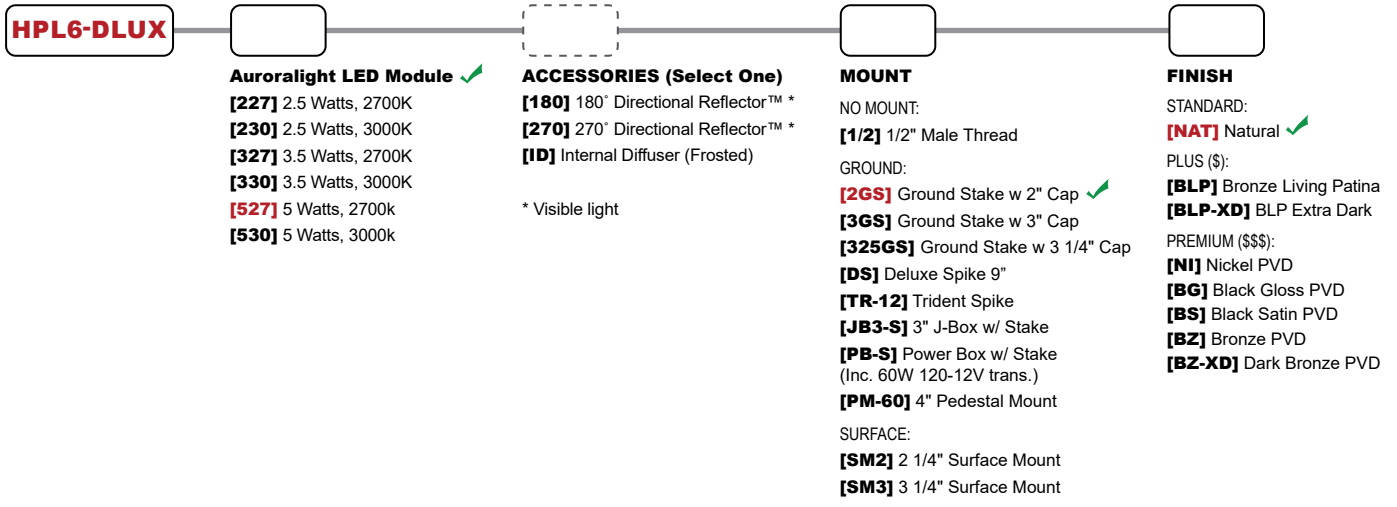


Prefix

ORDERING GUIDE: **HPL6-DLUX** H (HIGH PERFORMANCE) PL (PATH LIGHT) 6 (INCHES) DLUX (DELUXE)

INDICATES REQUIRED FIELD INDICATES OPTIONAL FIELD INCLUDED IN BASE PRICE [_] QUICK SPEC (See Below)

QUICK SPEC SKU **HPL6-DLUX-527-2GS-NAT**



ACCESSORIES



MOUNTS



HPL6-DLUX LA JOLLA

PHOTOMETRIC OVERVIEW

Information based on 3.5 Watts. To download more in-depth IES photometric data, visit auroralight.com/product/hpl6-la-jolla/

Mounting Height - 2 Feet

