

LBD400-S13-GTL DOMUS

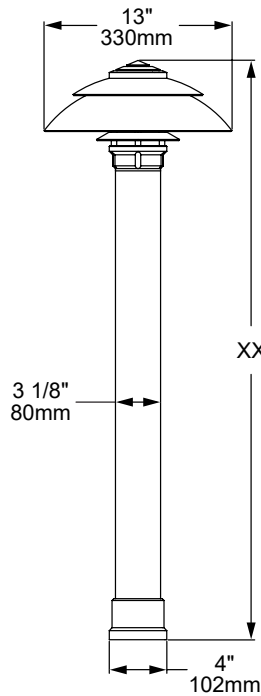


LBD400-S13-GTL-BLP

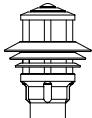
The **LBD400** series of LED Bollards are the latest addition to our growing line of innovative and exquisite area light luminaires. This series is available in seven elegant shade designs with three progressive sizes to complement our new LML pendants and LWM wall sconces. Our Thermally Integrated® and Field Serviceable LED modules provide superior heat dissipation, longer life, and higher performance. Ideal for illuminating grand pathways, estate-sized driveways, and expansive outdoor spaces.

Features include:

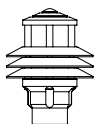
- 18 or 22 Watts
- Up to 1500 lumens
- 2700K (80 & 90 CRI) or 3000K (80 CRI)
- Thermally Integrated® w/ Copper Core Technology®
- 0-10V Dimming
- 100-277 VAC
- Solid Copper and Brass Construction



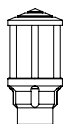
CORE STYLES



[GL] Graduated Louvers



[SL] Stacked Louvers



[NL] No Louvers

The Echo
COLLECTION

The Echo Collection™ from Auroralight are configurable and scale-able, Wall Sconce, Pendant and Bollard luminaires. This all-encompassing line of products was designed to complement one another while also providing the level customization everyone has come to expect from Auroralight.

COPPER CORE TECHNOLOGY®

Copper Core® is a registered trademark of Auroralight. It is synonymous with the mark of quality and integrity. It means that our products are built upon a superior foundation of Solid Copper, ensuring every critical part functions seamlessly together. Thermally integrated® one component to the next. Auroralight manufactured without compromise, engineered with passion, in the USA.



100/
277V



THERMALLY INTEGRATED



SEE NEXT PAGE FOR ORDERING INFORMATION

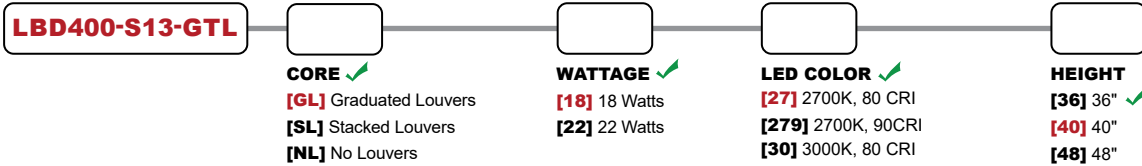


LBD400-S13-GTL DOMUS

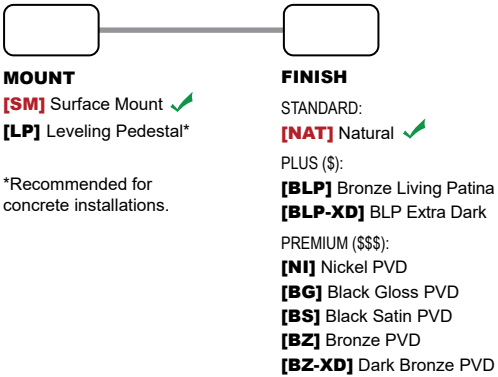
ORDERING GUIDE: ^{Prefix} **LBD400-S13-GTL** L (LED) BD (BOLLARD) 400 (SERIES) S (SPHERICAL) 13 (INCHES) GTL (GLIMMER TOP W/ LOUVER)

INDICATES REQUIRED FIELD INDICATES OPTIONAL FIELD INCLUDED IN BASE PRICE [_] QUICK SPEC (See Below)

QUICK SPEC SKU **LBD400-S13-GL-18-27-40-SM-NAT**



NOTE: For other CCT and CRI options, contact factory



*Recommended for concrete installations.

