

LPL10 BOREALIS

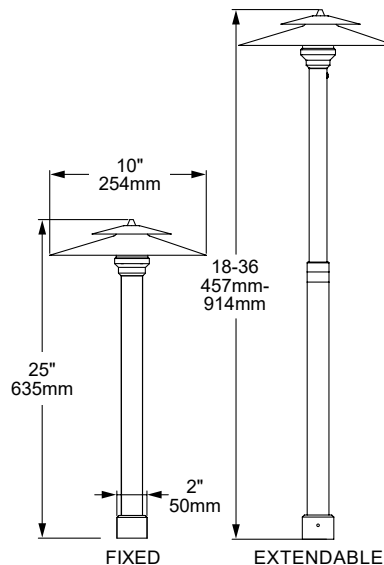


HPL10-NAT

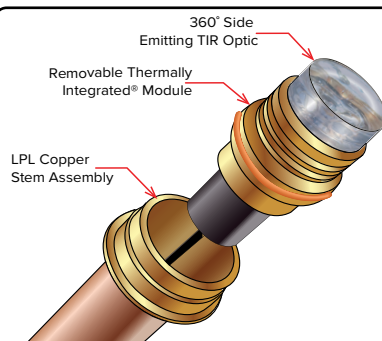
The **LPL10 Borealis** is our most prominent in the PL series; it graces the landscape with its regal presence. The LPL10 supports a generous spacing for an open, uncluttered, but well-lit space; it is a perfect complement for any larger Estate sized project. This path-light is ideal for illuminating grand driveways, walkways, and open areas. Every LP10 path-light includes a Thermally Integrated® Field Serviceable LED Module. Utilizing our Copper Core Technology®, the LPL10 module is precisely engineered to transfer heat away from the LED driver/circuit and dissipate throughout the entire luminaire to ensure optimal performance, color consistency, and long life!

Features include:

- 6 Watts up to 355 Lumens
- Cree LED™ XLAMP® XHP35 High Density
- 2700K (80 & 90 CRI), 3000K (80 CRI), 4500K (80 CRI) or Amber 585-595nm
- Thermally Integrated® Field Serviceable LED Module
- 12V Integral Driver, Dimmable to <10% typ.
- Compatible w/ 12V AC/DC ELV or MLV Transformers
- Fixed or Extendable Riser
- Solid Copper and Brass Construction
- Contact Factory for Custom Height



**COPPER
CORE
TECHNOLOGY®**



Copper Core® is a registered trademark of Auroralight. It is synonymous with the mark of quality and integrity. It means that our products are built upon a superior foundation of Solid Copper, ensuring every critical part functions seamlessly together Thermally integrated® one component to the next. Auroralight manufactured without compromise, engineered with passion, in the USA.



12V



THERMALLY
INTEGRATED



SEE NEXT PAGE FOR ORDERING INFORMATION



LPL10 BOREALIS

ORDERING GUIDE: ^{Prefix} **LPL10** L (LED) PL (PATH LIGHT) 10 (INCHES)

□ INDICATES REQUIRED FIELD □ INDICATES OPTIONAL FIELD ✓ INCLUDED IN BASE PRICE [_] QUICK SPEC (See Below)

QUICK SPEC SKU LPL10-27-FR-C-2GS-NAT

LPL10

LED COLOR ✓

[27] 2700K, 80CRI
[279] 2700K, 90CRI
[30] 3000K, 80CRI
[45] 4500K, 80CRI
[AMB] Amber
 (585-595nm)

NOTE: For other CCT and CRI options, contact factory. CCT 3000K or less required for Dark Sky compliance.

HEIGHT

[FR] Fixed Riser (19" OAH) ✓
[EXTR] Extendable Riser (18-36")

LENS ✓

[F] Frosted
[C] Clear

MOUNT

NO MOUNT:

[1/2] 1/2" Male Thread

GROUND:

[2GS] Ground Stake w 2" Cap ✓

[3GS] Ground Stake w 3" Cap

[325GS] Ground Stake w 3 1/4" Cap

[DS] Deluxe Spike 9"

[TR-12] Trident Spike

[JB3-S] 3" J-Box w/ Stake

[PB-S] Power Box w/ Stake
 (Inc. 60W 120-12V trans.)

[PM-60] 4" Pedestal Mount

SURFACE:

[SM2] 2 1/4" Surface Mount

[SM3] 3 1/4" Surface Mount

FINISH

STANDARD:

[NAT] Natural ✓

PLUS (\$):

[BLP] Bronze Living Patina

[BLP-XD] BLP Extra Dark

PREMIUM (\$\$\$):

[NI] Nickel PVD


[BG] Black Gloss PVD

[BS] Black Satin PVD

[BZ] Bronze PVD

[BZ-XD] Dark Bronze PVD

EXTENDABLE



EXTR

FIXED



FR

MOUNTS



1/2

2GS

3GS

325GS

DS

TR

JB3-S

PB-S

PM-60

SM2

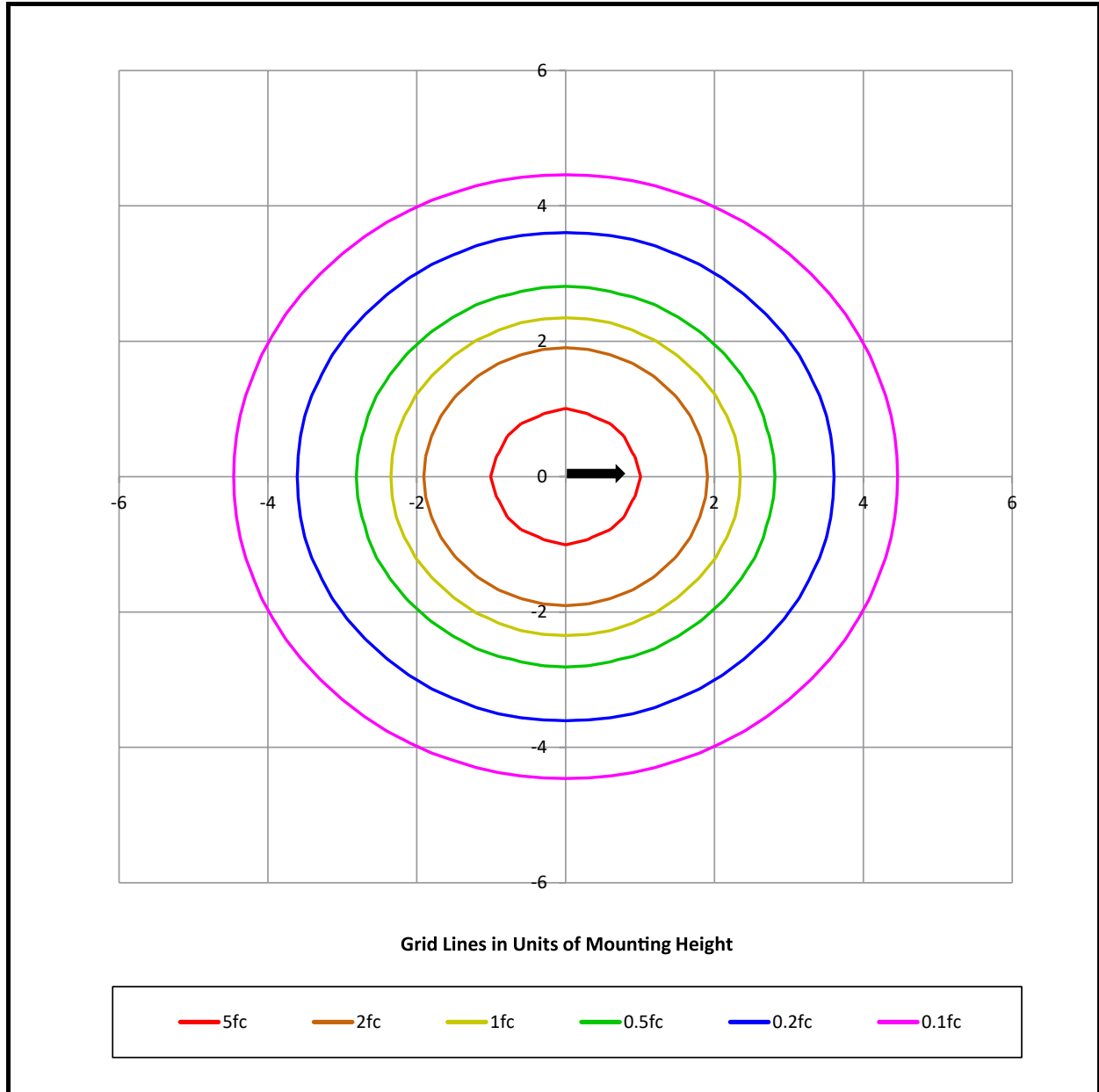
SM3

LPL10 BOREALIS

PHOTOMETRIC OVERVIEW

Information based on 3000K. To download more in-depth IES photometric data, visit auroralight.com/product/lpl10-borealis/

Mounting Height - 2 Feet



BUG Rating

B0 U1 G1