

## LSL6-DL CYCLOPS

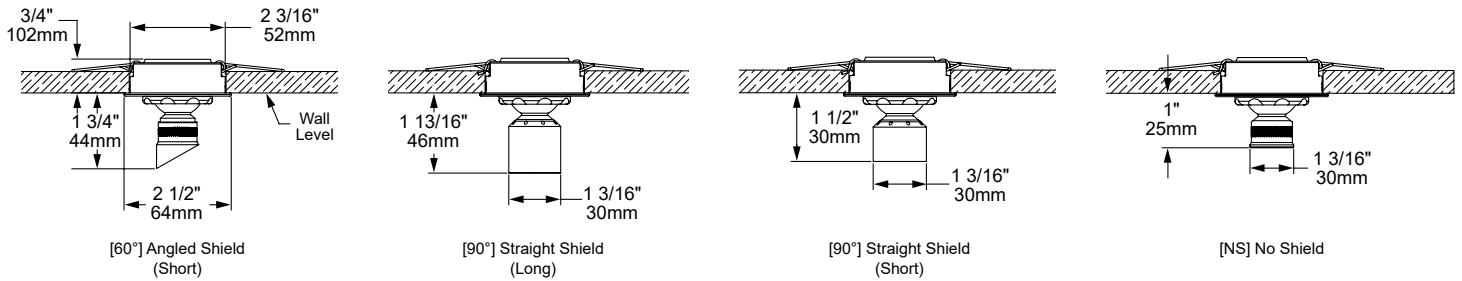


LSL6-DL-60-BLP  
(Actual Size)

The **LSL6-DL Cyclops** is a downlight version of Auroralight's new LSL6; it is a micro-directional IP67 luminaire that features a Thermally Integrated® and Field Serviceable LED module. The patented ball and socket design features a tiny yet capable Cree LED™ powered light engine. The easily replaceable, self-contained ball fits snugly into a precision machined socket for exceptional heat dissipation allowing this miniature luminaire to operate at 3 Watts.

**Features include:**

- 3 Watts up to 171 Lumens
- Cree LED™ XLAMP® High Density (XP-L)
- 4 Interchangeable PMMA Acrylic Optics from 15° to 40°
- 2700K (80 or 90 CRI), 3000K (80 CRI), 4500K (80 CRI), Amber or Blue
- Thermally Integrated® w/ Copper Core Technology®
- 12V Integral Constant Current Driver (Remote 12V AC/DC Transformer Required)
- Dimmable to <10% (TRIAC/Forward Phase) via Compatible Transformer
- Compatible w/ 12V AC/DC ELV or MLV Transformers
- Solid Brass Construction
- US Patent No: D863,607 S



### COPPER CORE TECHNOLOGY®

Copper Core® is a registered trademark of Auroralight. It is synonymous with the mark of quality and integrity. It means that our products are built upon a superior foundation of Solid Copper, ensuring every critical part functions seamlessly together Thermally integrated® one component to the next. Auroralight manufactured without compromise, engineered with passion, in the USA.

### ALTERNATE CONFIGURATIONS AVAILABLE



LSL6-FM  
Flush Mount



LSL6-SM  
Surface Mount



LSL6-1/2  
1/2" Male Thread

(SEE INDIVIDUAL CUT SHEETS FOR MORE INFO)



12V



**SEE NEXT PAGE FOR ORDERING INFORMATION**



## LSL6-DL CYCLOPS



Prefix

**ORDERING GUIDE:** **LSL6-DL** L (LED) SL (SPOTLIGHT) 6 (SERIES) DL (DOWN LIGHT)

INDICATES REQUIRED FIELD     INDICATES OPTIONAL FIELD     INCLUDED IN BASE PRICE    [ \_ ] QUICK SPEC (See Below)

**QUICK SPEC SKU**    **LSL6-DL-60-N-27-NAT**

**LSL6-DL**

**SHIELD** ✓

[NS] No Shield

[60] 60° Angled Shield (Short)

[L60] 60° Angled Shield (Long)

[S90] 90° Straight Shield (Short)

[L90] 90° Straight Shield (Long)

**OPTIC**

STANDARD: ✓

[N] 15° Narrow

[M] 25° Medium

[W] 40° Wide

[EL] Elliptical

PLUS (\$):

[A] All Optics Kit

**LED COLOR** ✓

[27] 2700K, 80 CRI

[279] 2700K, 90 CRI

[30] 3000K, 80 CRI

[45] 4500K, 80 CRI

[AMB] Amber (585-595nm)

[BLU] Blue (585-595nm)

NOTE: For other CCT and CRI options, contact factory

**FINISH**

STANDARD:

[NAT] Natural ✓

PLUS (\$):

[BLP] Bronze Living Patina

[BLP-XD] BLP Extra Dark

PREMIUM (\$\$\$):

[NI] Nickel PVD

[PVD] PVD Color (Contact Factory for Color Options)




# LSL6-DL CYCLOPS


## PHOTOMETRIC OVERVIEW

To download more in-depth IES photometric data, visit [auroralight.com/product/lsl6-dl-cyclops/](http://auroralight.com/product/lsl6-dl-cyclops/)

<b>3000K 15° (NARROW) OPTIC</b> <b>145.5 LUMENS • CBCP 1279 • BUG B0 U0 G0</b> AURORALIGHT LSL6-DL-N-30		
6 FT	35.5	0.741
10 FT	12.8	1.23
14 FT	6.53	1.73
18 FT	3.95	2.22
22 FT	2.64	2.72
26 FT	1.89	3.21
30 FT	1.42	3.70
Distance From Fixture	Footcandles	Beam Width



<b>3000K 25° (MEDIUM) OPTIC</b> <b>171.4 LUMENS • CBCP 516 • BUG B0 U0 G0</b> AURORALIGHT LSL6-DL-M-30		
6 FT	14.3	2.42
10 FT	5.16	4.03
14 FT	2.63	5.65
18 FT	1.59	7.26
22 FT	1.07	8.88
26 FT	0.764	10.5
30 FT	0.574	12.1
Distance From Fixture	Footcandles	Beam Width



<b>3000K 40° (WIDE) OPTIC</b> <b>155.9 LUMENS • CBCP 275 • BUG B0 U0 G0</b> AURORALIGHT LSL6-DL-W-30		
6 FT	7.65	3.61
10 FT	2.75	6.02
14 FT	1.40	8.43
18 FT	0.850	10.8
22 FT	0.569	13.3
26 FT	0.407	15.7
30 FT	0.306	18.1
Distance From Fixture	Footcandles	Beam Width

